



# SC House Calls

2018 FAST FACTS

## COMMUNITY



28,870 Patients Served



42%



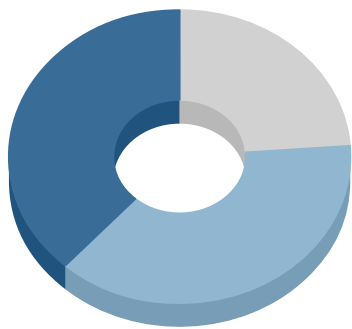
58%



## PATIENT STATS

# 176,206

## PATIENT ENCOUNTERS



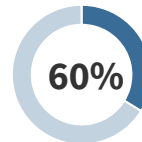
24% age under 65

38% age 65-79

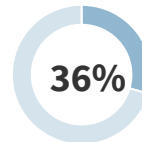
38% age over 80

THE BEST OF THE BEST

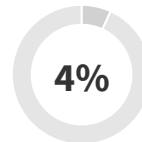
# Caring for ALL



Medicare & Medicaid

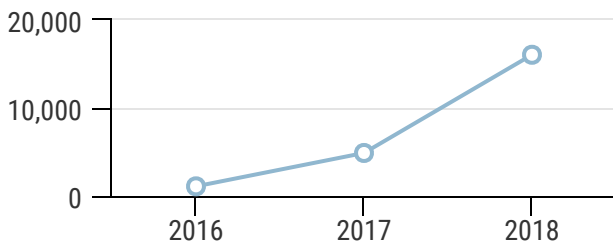


HMO & PPO



Private Pay

## ADVANCE CARE PLANNING



ACP Conversations

# 101 ALL 46 Counties

## Providers Serving

